




# Creating a SPIN Profile

The Office of Knowledge Enterprise provides a campus-wide subscription to SPIN for Ohio State's research community.

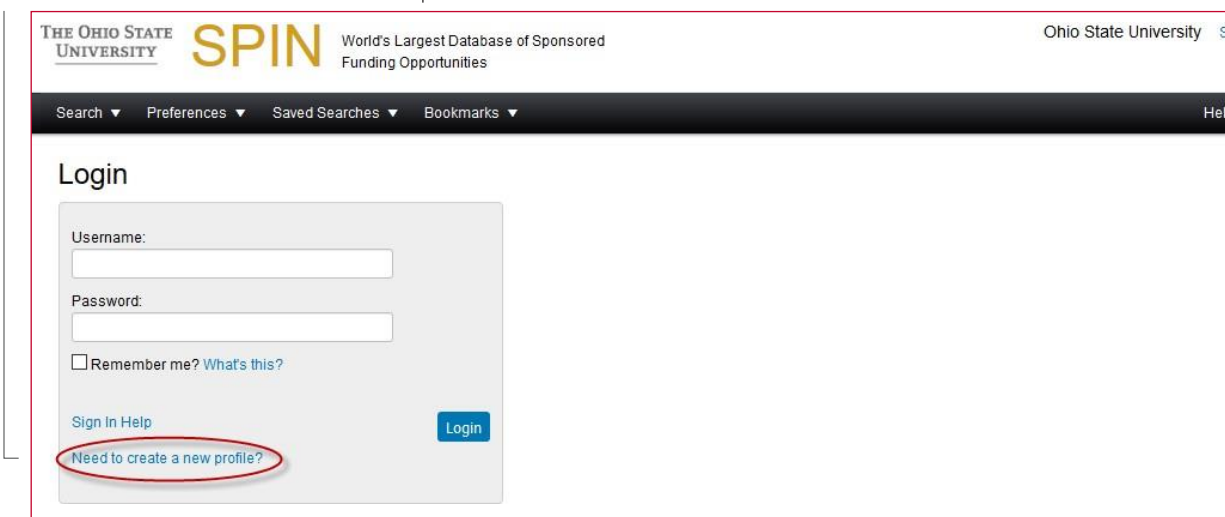
Already have a SPIN account? [Login here.](#)

## To Begin Using SPIN:

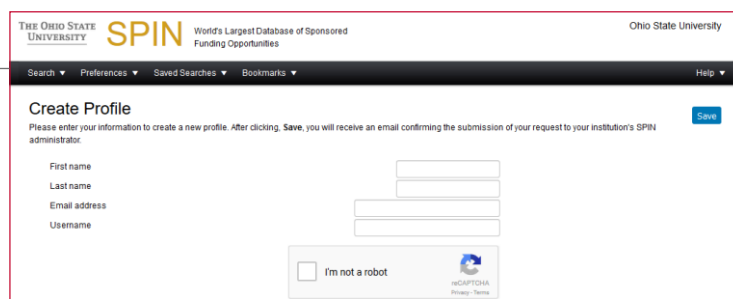
1. Go to [infoedglobal.com](http://infoedglobal.com) and click on the SPIN link located on the top of the page.
2. Click on the "Sign In" link on the topright-hand corner of the page.



3. Then click on the "Need to create a new profile?" link.



4. Complete the form to create a profile and click "Save" – an email confirmation will be sent to the Office of Research to approve your request.
5. After your profile is approved, you will receive an email with instructions on how to login and create a password.



If you have questions or need further assistance, contact Laurie Neer at 614-292-8170 or [neer.57@osu.edu](mailto:neer.57@osu.edu), or InfoEd Global at 1-800-727-6427 or [support@infoedglobal.com](mailto:support@infoedglobal.com).